

## 6 YEAR LIMITED WARRANTY

EZ Loader Custom Boat Trailers, Inc. warrants each new EZ Loader Custom Boat Trailer to be free from defects in materials and workmanship for a period of 5 years from date of retail purchase or 6 years from date of manufacture, whichever comes first. EZ Loader Customs shall repair, or replace, without charge, any parts found to be defective because of imperfect workmanship or materials, within a reasonable time after the trailer is returned at purchaser's expense to EZ Loader Custom Facility and or depending on the severity to an authorized distributor or dealer. Who is Covered: This warranty is extended to the original purchaser only and does not extend to any other persons to whom the trailer may be transferred. What is Not Covered: Provisions of this warranty shall not apply to any product which is found to have been modified or altered in any way; nor shall the warranty apply to any defect or malfunction which was caused by damage, unreasonable use, or failure to provide reasonable and necessary maintenance. The warranty will not cover damage cause by overloading the trailer beyond stated capacities located on the VIN Identification label located on the front of the inside rail of the trailer, improper adjustment of the trailer to the boat or the use of weight distribution hitches in conjunction with hydraulic surge brakes. Due to the highly corrosive conditions a trailer is exposed to, and even after utilizing one of the highest quality finishes, rust formation is not covered. This limited warranty does not cover winches, lights, couplers, actuators, brakes, tongue jacks, and tires, as these items are warranted separately by their manufacturer. Other Limitations: Races, grease type bearings and seals are covered for 90 days, while the Vault™ bearing system is warranted for 5 years from date of purchase or six years from manufacturing date. Any implied warranties, obligations, or liabilities, including but not limited to, any implied warranty of merchantability, shall be limited in duration to the six-year duration of this written limited warranty. Some states do not allow limitation on how long an implied warranty lasts, so the above limitation may not apply to you. The use of any unit as part of a rental fleet, or use for any commercial purposes, voids this warranty. The following are exclusions of EZ Loader custom warranty: Loss of time, inconvenience, towing charges, travel expenses, lodging, telephone, gas, loss or damages to personal property or loss of wages. This warranty is intended to comply with the "Magnusson-Moss Warranty Federal Trade Commission Improvement Act" and any provisions of this warranty or actions taken by EZ Loader Custom Boat Trailers pursuant to this warranty shall be construed accordingly. EZ Loader Boat Trailers, Inc. shall not be liable for any incidental or consequential damages for breach of this or any other warranty, express or implied. Some states do not allow the exclusion of limitation of incidental or consequential damages, so the above limitation or exclusion may not apply to you. The 5 year from retail sale, and/or 6 year from manufacturing date warranty went into effect 7/1/12. TRAILER MUST BE REGISTERED ON-LINE FOR THIS WARRANTY. PATENT NUMBERS: US 6,439,589 DES 410,612 US 8,322,750B2

FIND US ON FACEBOOK

LIKE OUR PAGE



870.481.5138

[www.ezloader.com](http://www.ezloader.com)

EZ Loader Custom Boat Trailers, Inc.

6533 HWY 126 N, P.O. BOX 270

MIDWAY, AR 72651



MANUFACTURED IN THE USA



HOW THE WORLD GETS TO THE WATER



# CUSTOM BOAT TRAILERS

\*I-MAX LIMITED EDITION R SERIES PICTURED ABOVE



# ABOUT EZ

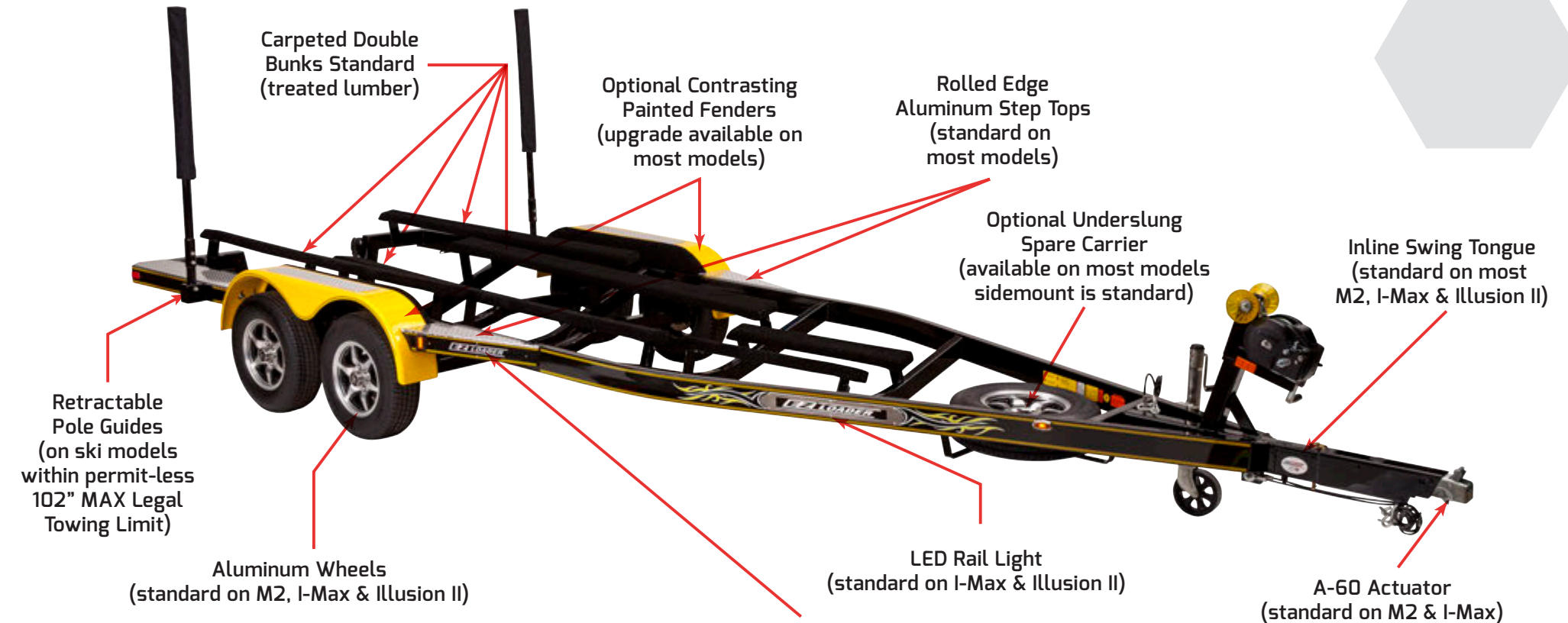
Why is EZ Loader "How the World Gets to the Water?"

EZ Loader's mission has been and will continue to be "TO BUILD THE BEST AND SAFEST TRAILERS IN THE WORLD." For over 64 years, EZ Loader has been in the business of making boat trailers. Growing from a small service station in Spokane, Washington, to a worldwide company, EZ Loader has manufactured millions of trailers. We have three divisions, three manufacturing facilities, and 10 distribution centers within the United States. EZ Loader also maintains four more distribution centers in Canada and another 10 across the globe for a total of 24 worldwide. EZ Loader has been manufacturing boat trailers longer than any other trailer company across the globe and continues to build them in the good ole US of A, just as we have from day one. EZ Loader's Adjustable division has been manufacturing trailers that are "user friendly" and able to meet capacity requirements with adjustability in mind allowing their trailers to fit your boat with the greatest of ease. In 1984, EZ Loader purchased TI Trailers in Midway, Arkansas, and took over their operation of manufacturing custom welded and painted trailers for many of the boat models available at that time. Today, TI is under the EZ Loader banner s EZ Loader Custom Trailers, Inc., and is under the management of Randy Johnson, his VP, Gary Potter, and their staff who have been with him for over 20 years.

EZ Loader Customs continues to be the market leader in quality, performance, safety, reliability, and innovation. According to Gary Potter, "It is quite a sight to be in China or other countries and see one of our EZ Loader models and know it came from our factory thousands of miles away." Today, we have more calls than ever for custom trailers in other countries looking for our EZ Loader quality and innovation. Domestically, the bigger boat trailers still continue to grow, and we are meeting these challenging demands with our full lines of I-Max, M2, and Pontoon trailers. No other company has the variety and vast number of trailers that are certified by the NMMA and meet the compliance verifications of NATM. Only one company has proven to be the boat trailer company who brings the world to the water... the whole world.

## CUSTOM FIT TRAILER FEATURES

\*Free roadside assistance included on all trailers with Carlisle Radial Tires.



## STEP CONFIGURATIONS



Cushioned Top Lighted Brite Step



Brite Step w/Logo



Patented CD Laser Cut Step

Brite Step w/Logo Configurations only available on M2, I-Max and Illusion II  
(Brite Step artwork can be dealer or manufacturer logo)

\*Not all manufacturer logos are available. All components are subject to change at any time based on availability.



\*IM-4400SK w/Contrasting Fenders, Lighted Top BriteStep, and LED Rail Light upgrades pictured above



I-MAX RUNABOUT

\*IM-4400 w/Lighted Top BriteStep & LED Rail Lights upgrades pictured above



I-MAX LIMITED EDITION R SERIES


\*IM-7200RSK pictured above

Standard Features: Deluxe Wrap Around Rear Step, Redesigned Walk Up Bow Ladder, Patented Top Lit Cutout Front Step, LED Rail Light, Surface Mount LED Backup and Tail Lights

# I-MAX SERIES

The I-MAX trailer is one of our premier sport boat trailers. This trailer is built to be "top-of-the-line" with style and performance a priority. The I-MAX sports standard features including 18" Aluminum wheels and tires, cushioned steps that light up the top of the step, the all new stop, turn, and reverse lighting package, a high gloss paint color matched to your boat, and much more. The I-MAX will be a trailer your friends will envy while it accentuates your boat with sport-inspired design and flair and is built with welded tube construction for the utmost safety and reliability. The I-MAX is also available in a Limited Edition R Series for the boating enthusiast out there looking to have the best of the best. This limited edition was created with the help of professional wakeboarder and coach Ricky Krieger, who, along with our skilled manufacturing workers at EZ Loader Custom, came up with the idea for this special edition.

NEWLY REDESIGNED  
FRONT BOARDING  
LADDER  
(optional)



REAR  
EXTENSION STEP



CONTRASTING  
FENDERS &  
ALUMINUM WHEELS



TOP LIGHTED STEPS  
w/STOP, TURN & REVERSE  
LIGHT PACKAGE





\*Illusion II Patriot Series Shown Above

# ILLUSION II 'PATRIOT SERIES'



The Illusion II trailer was brought back to market last year due to its popular demand. This trailer is built with a strong welded tube construction, and many standard upgrades of luxury, with durability and performance engineered into its design. This special model is our top of the line, featuring 20" aluminum wheels and radial tires, a walk up bow ladder, and LED side rail lights to identify your trailer's brand or dealer name. Our 'Patriot Series' is a one-of-a-kind, with a custom red-white-and-blue contrasting paint and graphics package (no substitutions).

On July 4<sup>th</sup>, in celebration of our country and our troops, EZ Loader is introducing a new limited edition trailer called the **ILLUSION II 'PATRIOT SERIES'**. This trailer is completely decked out, featuring LED Rail Lights, a LED lighting package, our Top Lit Brite Steps w/logo, a walk up bow ladder, plus a whole lot more including a special discount for any veteran who buys this trailer from 4000 to 5800 pound capacity.



20" WHEELS & TIRES



RETRACTABLE TIEDOWNS & STOP, TURN, REVERSE LED LIGHTS



LED RAIL LIGHTS



\*APT25-55 w/Executive Package upgrade pictured above

# PONTOONS

Our EZ Loader Pontoon trailers are evolving with the changing times as more and more people are towing pontoons to alternative sites. We offer what today's smart buyer wants, a strong welded steel or welded aluminum frame, constructed and engineered to last for years to come. With four different series and price points, our aluminum, economy, standard and executive models give you the choice of model and series with the features you want on your trailer. The standard features for all models provide a complete package to safely tow your boat. Enhance your trailer's look with our assorted options, or pick the top-of-the-line Executive pontoon trailer. Our Executive series trailers are like no other in the industry, featuring lighted steps, stainless steel ladder, and composite bunk covers for more durability than any other pontoon trailer.



**EXECUTIVE**



**ALUMINUM**



**STANDARD**



**ECONOMY**



**EXECUTIVE LADDER**  
(polished stainless steel)



**STANDARD LADDER**



**ECONOMY LADDER**  
(newly redesigned)



\*M2-5200 pictured above

# M2 SERIES

The M2 trailer, with all new vibrant graphics, standard aluminum wheels and many accessories, is our most popular and best-selling trailer because of its versatility, style, durability and performance. Our M2 trailers last for years, sporting a strong welded tube frame, requiring little to no maintenance. Its standard features make this trailer the complete package, or you can enhance your trailer with all the “bling” you can imagine with our myriad of options. The newly designed M2 SKI Boat series are sought after by skiers and wakeboarders with performance in mind, featuring contrasting painted fenders (optional), aluminum wheels (standard), lighted BriteSteps (optional) and disc brakes on all axles (standard). Like the rest of our trailers, the M2 will be fit specific to your boat and built with quality, performance, and endurance in mind.



M2-4400SK w/Contrasting Fenders & BriteStep upgrades



M2-4400 w/Stainless Steel Fenders & BriteStep upgrades



ROLLOVER  
STEPSCOVERS



GLOW LIGHTS  
w/REFLECTIVE RING



CONTRASTING FENDERS (optional)  
& CROSSTRAX ALUMINUM WHEELS (standard)



\*PWAL-4400 w/Contrasting TuffCoat Fenders pictured above



\*WAL 4500 w/SC Step Button Top  
& Stainless Steel Fenders upgrades

I-TUBE



\*PWAL 4500

I-BEAM

# ALUMINUM SERIES

FEATURING OUR PATENTED I-TUBE CONSTRUCTION


Choose the best performing quality aluminum trailer, EZ Loader's Patented I-Tube construction, with its engineered, built-in tube for keeping wires and brake lines in a corrosion resistant environment. The Aluminum Series trailers are extremely corrosion resistant and maintain their clean looks, durability, and performance for years to come, making EZ Loader a world wide favorite. These quality trailers are designed to perform in both fresh or salt water environments. The strong welded aluminum frame, made from either I-Beam or patented I-Tube, superior components, and fit-specific engineering, ensure years of dependable safety for your boat. As always, our base model provides a complete package, or upgrade your trailer with our many available options.



CONTRASTING TUFF-COAT  
FENDERS WITH STANDARD  
KNURLED STEPS ON I-BEAM  
(FULL STEPS ON I-TUBE)



PATENTED  
I-TUBE



I-BEAM

# SPECIFICATIONS

Model	Capacity	GVWR	Approx. Length*	Finish	Construction	Swing Tongue	# of Axles	Suspension	Brakes	Wheels	Tires	LED Rail Lights	Front Steps	Rear Steps	Extended Rear Step	Tail Lights
-------	----------	------	-----------------	--------	--------------	--------------	------------	------------	--------	--------	-------	-----------------	-------------	------------	--------------------	-------------

## ALUMINUM

### I-BEAM

PWAL 1160	1160	1500	12'-14'	Aluminum	TUBE	OPT	Single	Torsion	N/A	Galv V-5	12" BIAS		4" Knurled	4" Knurled		Box LED
AT 2000	2000	2550	14'-16'	Aluminum	TUBE	OPT	Single	Torsion	N/A	Galv V-5	175/80D13C		4" Knurled	4" Knurled		Box LED
PWAL2000	2000	2550	14'-16'	Aluminum	I-BEAM	OPT	Single	Spring	N/A	Galv V-5	175/80D13C		4" Knurled	4" Knurled		Box LED
PWAL 2400	2400	2960	16'-18'	Aluminum	I-BEAM	OPT	Single	Spring	N/A	Galv V-5	185/80D13C		4" Knurled	4" Knurled		Box LED
PWAL 3000NB	3000	3700	16'-20'	Aluminum	I-BEAM	OPT	Single	Spring	N/A	Galv V-5	215/75R14		4" Knurled	4" Knurled		Box LED
PWAL 3000	3000	3700	16'-20'	Aluminum	I-BEAM	OPT	Single	Spring	Disc / 1 Axles	Galv V-5	215/75R14C		4" Knurled	4" Knurled		Box LED
PWAL 3500NB	3500	4450	18'-20'	Aluminum	I-BEAM	OPT	Tandem	Spring	N/A	Galv V-5	205/75R14C		4" Knurled	4" Knurled		Box LED
PWAL 3800	3800	4900	18'-21'	Aluminum	I-BEAM	OPT	Tandem	Spring	Disc / 2 Axles	Galv V-5	205/75R14C		4" Knurled	4" Knurled		Box LED
PWAL 4500	4500	5600	20'-22'	Aluminum	I-BEAM	OPT	Tandem	Spring	Disc / 2 Axles	Galv V-5	205/75R14C		4" Knurled	4" Knurled		Box LED
PWAL 5200	5200	6300	22'-24'	Aluminum	I-BEAM	OPT	Tandem	Spring	Disc / 2 Axles	Galv V-5	205/75R14C		4" Knurled	4" Knurled		Box LED
PWAL 6300	6300	7900	23'-25'	Aluminum	I-BEAM	OPT	Tandem	Spring	Disc / 2 Axles	Galv V-5	205/75R15D		4" Knurled	4" Knurled		Box LED
PWAL 7200	7200	8800	24'-27'	Aluminum	I-BEAM	OPT	Tandem	Spring	Disc / 2 Axles	Galv V-5	225/75R15D		4" Knurled	4" Knurled		Box LED
PWAL 9000	9000	10850	26'-28'	Aluminum	I-BEAM	N/A	Tandem	Spring	Disc / 2 Axles	Galvanized	235/80R16E		4" Knurled	4" Knurled		Box LED
PWAL 10000	10000	11952	26'-28'	Aluminum	I-BEAM	N/A	Tri-Axle	Spring	Elec / 3 Axles	Galvanized	225/75R15D		4" Knurled	4" Knurled		Box LED
PWAL 15000	15000	17850	28'-32'	Aluminum	I-BEAM	N/A	Tri-Axle	Spring	Elec / 3 Axles	Galvanized	235/80R16E		4" Knurled	4" Knurled		Box LED

### I-TUBE

WAL 2300	2300	2960	16'-18'	Aluminum	I-TUBE	OPT	Single	Spring	N/A	Galv V-5	185/80D13		SC Alum	SC Alum		Bullet LED w/ Bezel
WAL 3000	3000	3700	16'-18'	Aluminum	I-TUBE	OPT	Single	Spring	Disc / 1 Axle	Galv V-5	215/75R14C		SC Alum	SC Alum		Bullet LED w/ Bezel
WAL 4000	4000	5100	18'-20'	Aluminum	I-TUBE	OPT	Tandem	Spring	Disc / 2 Axles	Galv V-5	205/75R14C		SC Alum	SC Alum		Bullet LED w/ Bezel
WAL 4500	4500	5800	20'-22'	Aluminum	I-TUBE	OPT	Tandem	Spring	Disc / 2 Axles	Galv V-5	205/75R14C		SC Alum	SC Alum		Bullet LED w/ Bezel
WAL 5200	5200	6500	22'-24'	Aluminum	I-TUBE	OPT	Tandem	Spring	Disc / 2 Axles	Galv V-5	205/75R14C		SC Alum	SC Alum		Bullet LED w/ Bezel
WAL 5500	5500	6800	22'-24'	Aluminum	I-TUBE	OPT	Tandem	Spring	Disc / 2 Axles	Galv V-5	215/75R14C		SC Alum	SC Alum		Bullet LED w/ Bezel

## Pontoon

WAPS-20N	2145	2995	18'-20'	Aluminum	I-BEAM	N/A	Single	Spring	N/A	Galv V-5	ST215/75D14C		4" Alum Angle	4" Alum Angle		Box LED
WAPS 18-20	2600	3500	18'-20'	Aluminum	I-BEAM	N/A	Single	Spring	Disc / 1 Axle	Galv V-5	ST215/75D14C		4" Alum Angle	4" Alum Angle		Box LED
WAPT 20	3800	5074	18'-20'	Aluminum	I-BEAM	N/A	Tandem	Spring	Disc / 2 Axles	Galv V-5	ST175/80D13C		4" Alum Angle	4" Alum Angle		Box LED
WAPT 22-24	4000	5440	22'-24'	Aluminum	I-BEAM	N/A	Tandem	Spring	Disc / 2 Axles	Galv V-5	ST175/80D13C		4" Alum Angle	4" Alum Angle		Box LED
WAPT 25-26	5500	7000	25'-26'	Aluminum	I-BEAM	N/A	Tandem	Spring	Disc / 2 Axles	Galv V-5	ST205/75D14C		4" Alum Angle	4" Alum Angle		Box LED
WAPT 27-28	5500	7150	27'-28'	Aluminum	I-BEAM	N/A	Tandem	Spring	Disc / 2 Axles	Galv V-5	ST215/75D14C		4" Alum Angle	4" Alum Angle		Box LED

## STEEL

### ILLUSION II

IL-4000	4000	5100	20'-22'	Color Match	Tube	In-Line	Tandem	Torsion	Disc / 2 Axles	20" 050	275/45R20	STD	Top Lit/ Brite/ Logo	5 Bar Alum		STR OVL
IL-4400	4400	5700	22'-24'	Color Match	Tube	In-Line	Tandem	Torsion	Disc / 2 Axles	20" 050	275/45R20	STD	Top Lit/ Brite/ Logo	5 Bar Alum		STR OVL
IL-5200	5200	6500	22'-24'	Color Match	Tube	In-Line	Tandem	Torsion	Disc / 2 Axles	20" 050	275/45R20	STD	Top Lit/ Brite/ Logo	5 Bar Alum		STR OVL
IL-5800	5800	7400	22'-24'	Color Match	Tube	In-Line	Tandem	Torsion	Disc / 2 Axles	20" 050	275/45R20	STD	Top Lit/ Brite/ Logo	5 Bar Alum		STR OVL
IL-6300	6300	8250	24'-26'	Color Match	Tube	OPT	Tandem	Torsion	Disc / 2 Axles	20" 050	275/45R20	STD	Top Lit/ Brite/ Logo	5 Bar Alum		STR OVL
IL-7200	7200	9240	24'-26'	Color Match	Tube	OPT	Tri-Axle	Spring	Disc / 3 Axles	20" 050	275/45R20	STD	Top Lit/ Brite/ Logo	5 Bar Alum		STR OVL
IL-4000SK	4000	5100	20'-22'	Color Match	Tube	In-Line	Tandem	Torsion	Disc / 2 Axles	20" Alum	275/45R20	STD	Top Lit/ Brite/ Logo	Top Lit	STD	STR OVL
IL-4400SK	4400	5700	22'-24'	Color Match	Tube	In-Line	Tandem	Torsion	Disc / 2 Axles	20" Alum	275/45R20	STD	Top Lit/ Brite/ Logo	Top Lit	STD	STR OVL
IL-5200SK	5200	6500	22'-24'	Color Match	Tube	In-Line	Tandem	Torsion	Disc / 2 Axles	20" Alum	275/45R20	STD	Top Lit/ Brite/ Logo	Top Lit	STD	STR OVL
IL-5800SK	5800	7400	23'-25'	Color Match	Tube	In-Line	Tandem	Torsion	Disc / 2 Axles	20" Alum	275/45R20	STD	Top Lit/ Brite/ Logo	Top Lit	STD	STR OVL
IL-6300SK	6300	8250	24'-26'	Color Match	Tube	OPT	Tandem	Torsion	Disc / 2 Axles	20" Alum	275/45R20	STD	Top Lit/ Brite/ Logo	Top Lit	STD	STR OVL
IL-7200SK	7200	9240	24'-26'	Color Match	Tube	OPT	Tri-Axle	Spring	Disc / 3 Axles	20" Alum	275/45R20	STD	Top Lit/ Brite/ Logo	Top Lit	STD	STR OVL

\*Components subject to change based on availability, product fit, & engineering requirements. EZ Loader attempts to ensure accuracy of all information at the time of print, however this catalog may contain inaccuracies or typographical errors. Information may be changed or updated without notice.

Model	Capacity	GVWR	Approx. Length*	Finish	Construction	Swing Tongue	# of Axles	Suspension	Brakes	Wheels	Tires	LED Rail Lights	Front Steps	Rear Steps	Extended Rear Step	Tail Lights
-------	----------	------	-----------------	--------	--------------	--------------	------------	------------	--------	--------	-------	-----------------	-------------	------------	--------------------	-------------

## I-MAX

IM3250	3250	4100	18'-21'	Color Match	Tube	In-Line	Tandem	Torsion	Disc / 2 Axles	18" Alum	255/55R18	STD	Top Lit/ Brite/ Logo	5 Bar Alum		SM STR OVL
IM4000	4000	5100	20'-22'	Color Match	Tube	In-Line	Tandem	Torsion	Disc / 2 Axles	18" Alum	255/45R18	STD	Top Lit/ Brite/ Logo	5 Bar Alum		SM STR OVL
IM4400	4400	5700	22'-24'	Color Match	Tube	In-Line	Tandem	Torsion	Disc / 2 Axles	18" Alum	255/45R18	STD	Top Lit/ Brite/ Logo	5 Bar Alum		SM STR OVL
IM5200	5200	6500	22'-24'	Color Match	Tube	In-Line	Tandem	Torsion	Disc / 2 Axles	18" Alum	255/45R18	STD	Top Lit/ Brite/ Logo	5 Bar Alum		SM STR OVL
IM6300	6300	8250	24'-26'	Color Match	Tube	OPT	Tandem	Torsion	Disc / 2 Axles	18" Alum	255/55R18	STD	Top Lit/ Brite/ Logo	5 Bar Alum		SM STR OVL
IM7200	7200	9240	24'-26'	Color Match	Tube	OPT	Tri-Axle	Spring	Disc / 3 Axles	18" Alum	255/45R18	STD	Top Lit/ Brite/ Logo	5 Bar Alum		SM STR OVL
IM3250SK	3250	4100	18'-21'	Color Match	Tube	In-Line	Tandem	Torsion	Disc / 2 Axles	18" Mamba	255/45R18	STD	Top Lit/ Brite/ Logo	Top Lit	STD	SM STR OVL
IM4000SK	4000	5100	20'-22'	Color Match	Tube	In-Line	Tandem	Torsion	Disc / 2 Axles	18" Mamba	255/45R18	STD	Top Lit/ Brite/ Logo	Top Lit	STD	SM STR OVL
IM4400SK	4400	5700	22'-24'	Color Match	Tube	In-Line	Tandem	Torsion	Disc / 2 Axles	18" Mamba	255/45R18	STD	Top Lit/ Brite/ Logo	Top Lit	STD	SM STR OVL
IM5200SK	5200	6500	22'-24'	Color Match	Tube	In-Line	Tandem	Torsion	Disc / 2 Axles	18" Mamba	255/45R18	STD	Top Lit/ Brite/ Logo	Top Lit	STD	SM STR OVL
IM6300SK	6300	8250	24'-26'	Color Match	Tube	OPT	Tandem	Torsion	Disc / 2 Axles	18" Mamba	255/55R18	STD	Top Lit/ Brite/ Logo	Top Lit	STD	SM STR OVL
IM7200SK	7200	9240	24'-26'	Color Match	Tube	OPT	Tri-Axle	Spring	Disc / 3 Axles	18" Mamba	255/45R18	STD	Top Lit/ Brite/ Logo	Top Lit	STD	SM STR OVL

## M2

M2-2160	2160	2720	16'-18'	Painted	Tube	OPT	Single	Spring	OPT	Alum	ST175/80R13C			Brite Step	Brite		Glow LED w/ Ring
M2-2500	2500	3240	16'-18'	Painted	Tube	In-Line	Single	Spring	Disc / 1 Axle	Alum	ST205/75R14C			Brite Step	Brite		Glow LED w/ Ring
M2-3000	3000	3740	16'-18'	Painted	Tube	In-Line	Single	Spring	Disc / 1 Axle	Alum	ST215/75R14C			Brite Step	Brite		Glow LED w/ Ring
M2-3850	3850	4750	18'-20'	Painted	Tube	In-Line	Single	Spring	Disc / 1 Axle	Alum	ST225/75R15D			Brite Step	Brite		Glow LED w/ Ring
M2-4000	4000	5100	20'-22'	Painted	Tube	In-Line	Tandem	Spring	Disc / 2 Axles	Alum	ST205/75R14C			Brite Step	Brite		Glow LED w/ Ring
M2-4400	4400	5700	22'-24'	Painted	Tube	In-Line	Tandem	Spring	Disc / 2 Axles	Alum	ST205/75R14C			Brite Step	Brite		Glow LED w/ Ring
M2-5200	5200	6500	22'-24'	Painted	Tube	In-Line	Tandem	Spring	Disc / 2 Axles	Alum	ST205/75R14C			Brite Step	Brite		Glow LED w/ Ring
M2-5800	5800	7200	24'-26'	Painted	Tube	In-Line	Tandem	Spring	Disc / 2 Axles	Alum	ST215/75R14C			Brite Step	Brite		Glow LED w/ Ring
M2-6300	6300	8250	24'-27'	Painted	Tube	OPT	Tandem	Spring	Disc / 2 Axles	Alum	ST205/75R15D			Brite Step	Brite		Glow LED w/ Ring
M2-7900	7900	9900	25'-27'	Painted	Tube	OPT	Tandem	Spring	Disc / 2 Axles	Alum	ST225/75R15D			Brite Step	Brite		Glow LED w/ Ring
M2-10000	10000	13002	27'-30'	Painted	Tube	N/A	Tri-Axle	Spring	E Drum / 3 Axles	Alum	ST225/75R15D			Brite Step	Brite		Glow LED w/ Ring
M2-14500	14500	18000	30'-32'	Painted	Tube	N/A	Tri-Axle	Spring	E Drum / 3 Axles	Alum	ST235/85R16E			Brite Step	Brite		Glow LED w/ Ring
M2-3300SK	3300	4200	18'-20'	Painted	Tube	In-Line	Single	Torsion	Disc / 1 Axles	Alum	ST205/75R15D	OPT		Brite Step	Brite	OPT	Glow LED w/ Ring
M2-3850SK	3850	4750	18'-20'	Painted	Tube	In-Line	Single	Torsion	Disc / 1 Axles	Alum	G-ST225/75R15D	OPT		Brite Step	Brite	OPT	Glow LED w/ Ring
M2-4000SK	4000	5100	18'-20'	Painted	Tube	In-Line	Tandem	Torsion	Disc / 2 Axles	Alum	G-ST205/75R14C	OPT		Brite Step	Brite	OPT	Glow LED w/ Ring
M2-4400SK	4400	5700	20'-22'	Painted	Tube	In-Line	Tandem	Torsion	Disc / 2 Axles	Alum	G-ST205/75R14C	OPT		Brite Step	Brite	OPT	Glow LED w/ Ring
M2-5200SK	5200	6500	22'-24'	Painted	Tube	In-Line	Tandem	Torsion	Disc / 2 Axles	Alum	G-ST205/75R14C	OPT		Brite Step	Brite	OPT	Glow LED w/ Ring
M2-5800SK	5800	7400	22'-24'	Painted	Tube	In-Line	Tandem	Torsion	Disc / 2 Axles	Alum	G-ST215/75R14C	OPT		Brite Step	Brite	OPT	Glow LED w/ Ring
M2-6300SK	6300	8250	24'-26'	Painted	Tube	OPT	Tandem	Torsion	Disc / 2 Axles	Alum	G-ST205/75R15C	OPT		Brite Step	Brite	OPT	Glow LED w/ Ring
M2-7900SK	7900	9900	24'-26'	Painted	Tube	OPT	Tandem	Torsion	Disc / 2 Axles	Alum	G-ST225/75R15D	OPT		Brite Step	Brite	OPT	Glow LED w/ Ring
M2-8000SK	7900	9900	24'-26'	Painted	Tube	OPT	Tri-Axle	Torsion	Disc / 3 Axles	Alum	G-ST225/75R15D	OPT		Brite Step	Brite	OPT	Glow LED w/ Ring

## Pontoon

NEW 16-18				Painted Black	Tube	OPT	Single	Spring	N/A	Silver Painted	ST185/ 80D13C	OPT	4" Angle Wrap	4" Angle Wrap		Box Led
APS-22	2085	2960	22' SINGLE/B	Painted Black	Tube	OPT	Single	Spring	N/A	Silver Painted	ST185/ 80D13C	OPT	4" Angle Wrap	4" Angle Wrap		Box Led
APS20EN	2200	2995	18'-20'	Painted Black	Tube	OPT	Single	Spring	N/A	Silver Painted	ST145/12 R	OPT	4" Angle Wrap	4" Angle Wrap		Box Led
APS-20E	2200	3040	18'-20'	Painted Black	Tube	OPT	Single	Spring	Drum / 1 Axle	Silver Painted	ST145/12 R	OPT	4" Angle Wrap	4" Angle Wrap		Box Led
APS 20-14	2650	3500	18'-20'	Painted	Tube	OPT	Single	Spring	Disc / 1 Axle	Silver Painted	ST215/ 75D14C	OPT	4" Angle Wrap	4" Angle Wrap		Box Led
APS22-14	2650	3740	22' SINGLE/B	Painted Black	Tube	OPT	Single	Spring	Disc / 1 Axle	Silver Painted	ST215/ 75D14D	OPT	4" Angle Wrap	4" Angle Wrap		Box Led
APT22-24E	3850	5200	22'-24'	Painted Black	Tube	OPT	Tandem	Spring	Disc / 1 Axle	Silver Painted	ST175/ 80D13C	OPT	4" Angle Wrap	4" Angle Wrap		Box Led
APT18-20	3500	4600	18'-20'	Painted	Tube	OPT	Tandem	Spring	Disc / 2 Axles	Silver Painted	ST175/ 80D13C	OPT	4" Angle Wrap	4" Angle Wrap		Box Led
APT22-24	3800	5100	22'-24'	Painted	Tube	OPT	Tandem	Spring	Disc / 2 Axles	Silver Painted	ST175/ 80D13C	OPT	4" Angle Wrap	4" Angle Wrap		Box Led
APT25-55	5500	7200	22'-25'	Painted	Tube	OPT	Tandem	Spring	Disc / 2 Axles	Silver Painted	ST215/ 75D14C	OPT	4" Angle Wrap	4" Angle Wrap		Box Led
APT27-55	5500	7200	27'-30'	Painted	Tube	OPT	Tandem	Spring	Disc / 2 Axles	Silver Painted	ST215/ 75D14C	OPT	4" Angle Wrap	4" Angle Wrap		Box Led
APT25-66	6600	9000	28'-32'	Painted	Tube	N/A	Tri-Axle	Spring	Disc / 2 Axles	Silver Painted	ST215/ 75D14C	OPT	4" Angle Wrap	4" Angle Wrap		Box Led
FPT25-75	7500	9300	25'-27'	Painted	Tube	N/A	Tandem	Spring	Disc / 2 Axles	Silver Painted	ST225/ 75D15D	OPT	4" Angle Wrap	4" Angle Wrap		Box Led
APT31-75-10	7500	9999	28'-32'	Painted	Tube	N/A	Tri-Axle	Spring	Disc / 2 Axles	Silver Painted	ST215/ 75D14C	OPT	4" Angle Wrap	4" Angle Wrap		Box Led
FPT53-18	5300	7000	25'-27'	Painted	Tube	OPT	Tandem	Spring	Disc / 2 Axles	Silver Painted	255/ 45R18	OPT	CD Alum	CD Alum		Box Led
FPT66-18	6600	9000	28'-32'	Painted	Tube	OPT	Tri-Axle	Spring	Disc / 2 Axles	Silver Painted	255/ 45R18	OPT	CD Alum	CD Alum		Box Led